

**GENERAL SERVICES ADMINISTRATION
FEDERAL ACQUISITION SERVICE
AUTHORIZED FEDERAL SUPPLY SCHEDULE CATALOG/PRICE LIST**

On-line access to contract ordering information, terms and conditions, up-to-date pricing, and the option to create an electronic delivery order is available through **GSA Advantage!**, a menu-driven database system. The INTERNET address for **GSA Advantage!** is <http://www.gsaadvantage.gov>

SCHEDULE TITLE: Federal Supply Schedule 073 – Food Service, Hospitality, Cleaning Equipment and Supplies, Chemicals & Services

FSC Group 73: Food Service Equipment, Supplies, and Services. Kitchen Management Solutions. Emergency and Non-Emergency Food Service Support. Refrigeration, Cooking, Dishwashing, Food Preparation, and Storage Equipment. Other Miscellaneous Food Industry Items.

CONTRACT NUMBER: GS-07F-175AA

CONTRACT PERIOD: March 15, 2013 – March 14, 2018

For more information on ordering from Federal Supply Schedules click on the FSS Schedules button at www.fss.gsa.gov

CONTRACTOR: Aldevra LLC
6536 Marlow St.
Portage, MI 49024-2622
Phone number: (269) 350-1337
Fax: (269) 327-7392
Web Address: <http://www.aldevra.com>

CONTRACTOR'S ADMINISTRATION SOURCE: Maggie Bullard-Marshall, VP/Government Liaison
6536 Marlow St.
Portage, MI 49024-2622
Phone number: (269)350-1337
Fax: (269)327-7392
Email: Maggie@aldevra.com

BUSINESS SIZE: Small

Socioeconomic Indicators: Service-Disabled Veteran Owned, Small Disadvantaged, Veteran Owned

CUSTOMER INFORMATION:

1a. TABLE OF AWARDED SPECIAL ITEM NUMBERS (SINs)

| SIN | DESCRIPTION |
|-------------|--|
| SIN 302-49: | Refrigeration Equipment |
| SIN 302-28: | Food Service Carts and Holding and Transport Equipment |

1b. LOWEST PRICED MODEL NUMBER AND PRICE FOR EACH SIN:

(Government net price based on a unit of one)

| <u>SIN</u> | <u>MODEL</u> | <u>PRICE</u> |
|------------|--------------|--------------|
|------------|--------------|--------------|

See attached

1c. HOURLY RATES: N/A

2. MAXIMUM ORDER*: \$300,000

*If the best value selection places your order over the Maximum Order identified in this catalog/pricelist, you have an opportunity to obtain a better schedule contract price. Before placing your order, contact the aforementioned

contractor for a better price. The contractor may (1) offer a new price for this requirement (2) offer the lowest price available under this contract or (3) decline the order. A delivery order that exceeds the maximum order may be placed under the schedule contract in accordance with FAR 8.404.

3. **MINIMUM ORDER:** Follett \$100; Burlodge: None

4. **GEOGRAPHIC COVERAGE:** Domestic Delivery

5. **POINT(S) OF PRODUCTION:** Follett: COO: USA Burlodge: COO: Italy

6. **DISCOUNT FROM LIST PRICES:**

Follett: Basic discount of **49.3%** from the awarded commercial price list.

Burlodge: Basic discount of **35%** from the awarded commercial price list

For calculation of the GSA Schedule price (price paid by customers ordering from the GSA Schedule, and the price to be loaded in to GSA Advantage), deduct the appropriate basic discount from the list price and add the prevailing IFF rate to the negotiated discounted price (Net GSA price). The current IFF is .75% and should be calculated as follows: Negotiated price divided by (1 minus .0075) which equates to Negotiated price divided by 0.9925. Example: $(\$100,000 / 0.9925) = \$100,755.67$

7. **QUANTITY DISCOUNT(S):** None

8. **PROMPT PAYMENT TERMS:** Net 30 days

9.a **Government Purchase Cards must be accepted at or below the micro-purchase threshold.**

9.b **Government Purchase Cards may be accepted above the micro-purchase threshold.**

10. **FOREIGN ITEMS:** None. All items are TAA Compliant

11a. **TIME OF DELIVERY:** Follett: 30-45 DARO Burlodge: 84-112 DARO

11b. **EXPEDITED DELIVERY:** Call Upon Request

11c. **OVERNIGHT AND 2-DAY DELIVERY:** See above

11d. **URGENT REQUIRMENTS:** Customers are encouraged to contact the contractor for the purpose of requesting accelerated delivery.

12. **FOB POINT:** FOB Origin Prepaid and Add

13a. **ORDERING ADDRESS:** same as contractor

13b. **ORDERING PROCEDURES:** For supplies and services, the ordering procedures, information on Blanket Purchase Agreements (BPA's) are found in Federal Acquisition Regulation (FAR) 8.405-3

14. **PAYMENT ADDRESS:** same as contractor

15. **WARRANTY PROVISION:** Standard Commercial Warranty. Customer should contact contractor for a copy of the warranty.

16. **EXPORT PACKING CHARGES:** Not applicable

17. **TERMS AND CONDITIONS OF GOVERNMENT PURCHASE CARD ACCEPTANCE:** N/A



18. **TERMS AND CONDITIONS OF RENTAL, MAINTENANCE, AND REPAIR (IF APPLICABLE):** N/A






19. **TERMS AND CONDITIONS OF INSTALLATION (IF APPLICABLE):** N/A





- 20. **TERMS AND CONDITIONS OF REPAIR PARTS INDICATING DATE OF PARTS PRICE LISTS AND ANY DISCOUNTS FROM LIST PRICES (IF AVAILABLE):** N/A
- 20a. **TERMS AND CONDITIONS FOR ANY OTHER SERVICES (IF APPLICABLE):** N/A
- 21. **LIST OF SERVICE AND DISTRIBUTION POINTS (IF APPLICABLE):** N/A
- 22. **LIST OF PARTICIPATING DEALERS (IF APPLICABLE):** N/A
- 23. **PREVENTIVE MAINTENANCE (IF APPLICABLE):** N/A
- 24a. **SPECIAL ATTRIBUTES SUCH AS ENVIRONMENTAL ATTRIBUTES (e.g. recycled content, energy efficiency, and/or reduced pollutants):** N/A
- 24b. **Section 508 Compliance for EIT:** N/A
- 25. **DUNS NUMBER:** 830063496
- 26. **NOTIFICATION REGARDING REGISTRATION IN SYSTEM FOR AWARD MANAGEMENT (SAM) DATABASE:**
Contractor has an Active Registration in the SAM database














**GSA Federal Supply Schedule Pricelist
 GS-07F-175AA
 Manufacturer: Follett
 Effective January 1, 2013
 Prices Shown Herein Are Net (Discount Deducted)**





| Image | Item | Item Description | Manufacturer | Manufacturer Part Number | GSA Net Price |
|--|-------------|--|--------------|--------------------------|---------------|
|  | Ice Machine | Maestro™ Ice Machine, top mount, Chewblet® nugget ice, air-cooled condenser, approximately 400 lb production in 24 hours, s/s panels, to be bin mounted, requires adapter kit (sold separately), NSF, UL | Follett | MCD400ABT | \$2,904.08 |
|  | Ice Machine | Maestro™ Ice Machine, top mount, Chewblet® nugget ice, water-cooled condenser, approximately 400 lb production in 24 hours, s/s panels, to be bin mounted, NSF, UL | Follett | MCD400WBT | \$2,904.08 |





| | | | | | |
|---|-------------|--|---------|------------|------------|
|  | Ice Machine | Horizon™ Chewblet® Ice Machine, air-cooled, self-contained condenser, for mounting on Follett ice storage bins, up to 675 lb production in 24 hours, NSF, ETL 115/60/1, 11.0 amps, NEMA 5-15P, std | Follett | HCD700ABT | \$4,010.03 |
|  | Ice Machine | Horizon™ Chewblet® Ice Machine, water-cooled, self-contained condenser, for mounting on Follett ice storage bins, up to 675 lb production in 24 hours, NSF, ETL 115/60/1, 11.0 amps, NEMA 5-15P, std | Follett | HCD700WBT | \$4,010.03 |
|  | Ice Maker | Horizon™ Chewblet® Ice Maker, air-cooled, self-contained condenser, for mounting on Follett ice storage bins, up to 1100 lb production in 24 hours, NSF, UL, cUL | Follett | HCC1000ABT | \$4,926.97 |
|  | Ice Maker | Horizon™ Chewblet® Ice Maker, water-cooled, self-contained condenser, for mounting on Follett ice storage bins, up to 1036 lb production in 24 hours, NSF, UL, cUL | Follett | HCC1000WBT | \$4,926.97 |
|  | Ice Maker | Horizon™ Chewblet® Ice Maker, air-cooled, remote condensing unit, for mounting on Follett ice storage bins, up to 900 lb production in 24 hours evaporator 115v/60/1, condensing unit 208-230v60/1, NSF, UL, cUL | Follett | HCD1000RBT | \$5,746.85 |




| | | | | | |
|---|-----------|--|---------|------------|------------|
|  | Ice Maker | Horizon™ Chewblet® Ice Maker, for mounting Follett ice storage bins, no condensing unit for connection to parallel rack system, up to 900 lb production of Chewblet® ice in 24 hours, connects to parallel rack system, NSF, UL, cUL | Follett | HCD1000NBT | \$4,500.42 |
|  | Ice Maker | Horizon™ Satellite-Fill™ Ice Maker, water-cooled, self-contained condenser, for automatically filling countertop ice and beverage dispensers, up to 1035 lb production of Chewblet® ice in 24 hours, no stainless steel top kit required, NSF, UL, cUL | Follett | HCC1000AVS | \$5,264.12 |
|  | Ice Maker | Horizon™ Satellite-Fill™ Ice Maker, air-cooled, self-contained condenser, for automatically filling countertop ice and beverage dispensers, up to 1100 lb production of Chewblet® ice in 24 hours, no stainless steel top kit required, NSF, UL, cUL | Follett | HCC1000AHS | \$5,264.12 |
|  | Ice Maker | Horizon™ Chewblet® Ice Maker, air-cooled, self-contained condenser, for mounting on Follett ice storage bins, up to 1450 lb production in 24 hours, NSF, UL, cUL | Follett | HCC1400ABT | \$6,152.96 |





| | | | | | |
|---|-----------|---|---------|------------|------------|
|  | Ice Maker | Horizon™ Chewblet® Ice Maker, water-cooled, self-contained condenser, for mounting on Follett ice storage bins, up to 1356 lb production in 24 hours, NSF, UL, cUL | Follett | HCC1400WBT | \$6,152.96 |
|  | Ice Maker | Horizon™ Chewblet® Ice Maker, air-cooled, remote condenser, for mounting on Follett ice storage bins, up to 1206 lb production in 24 hours, evaporator 115v/60/1, condensing unit 208-230/60/1, NSF, UL, cUL | Follett | HCD1400RBT | \$6,824.71 |
|  | Ice Maker | Horizon™ Chewblet® Ice Maker, for mounting on Follett ice storage bins, up to 1206 lb production in 24 hours, no condensing unit for connection to parallel rack system, NSF, UL, cUL | Follett | HCD1400NBT | \$5,616.59 |
|  | Ice Maker | Horizon™ Satellite-Fill™ Ice Maker, air-cooled, remote condensing unit for filling Follett ice storage bins, up to 1580 lb production in 24 hours, evaporator 115v/60/1, condensing unit 208-230/60/1, NSF, UL, cUL | Follett | HCD1650RBT | \$8,316.33 |
|  | Ice Maker | Horizon™ Chewblet® Ice Maker, for mounting on Follett ice storage bins, up to 1580 lb production in 24 hours, no condensing unit for connection to parallel rack system, NSF, UL, cUL | Follett | HCD1650NBT | \$7,090.34 |





| | | | | | |
|---|-------------------------|---|---------|--------------|------------|
|  | Ice and Water Dispenser | Symphony™ Ice & Water Dispenser, countertop, lever dispense manual load, 110 lb. storage capacity, s/s exterior | Follett | 110CM-L | \$2,038.22 |
|  | Ice Dispenser | Symphony™ Ice Dispenser, countertop, lever dispense manual load, 110 lb. storage capacity, stainless steel exterior | Follett | 110CM-LI | \$2,038.22 |
|  | Ice and Water Dispenser | Symphony™ Ice & Water Dispenser, countertop, SensorSAFE dispense, manual load, 110 lb. storage capacity, s/s exterior | Follett | 110CM-S | \$2,038.22 |
|  | Ice Dispenser | Symphony™ Ice Dispenser, countertop, SensorSAFE dispense, manual load, 110 lb. storage capacity, stainless steel exterior | Follett | 110CM-SI | \$2,038.22 |
|  | Ice and Water Dispenser | Symphony™ Ice & Water Dispenser, countertop, lever dispense, top mounted ice machine, automatic load, nugget style, air-cooled condenser, 400 lb. production/24 hours, 90 lb. storage capacity, s/s exterior w/plastic trim | Follett | 110CT400A-L | \$6,640.81 |
|  | Ice Dispenser | Symphony™ Ice Dispenser, countertop, lever dispense, top mounted ice machine, automatic load, nugget style, air-cooled condenser, 400 lb. production/24 hours, 90 lb. storage capacity, s/s exterior w/plastic trim | Follett | 110CT400A-LI | \$6,640.81 |




| | | | | | |
|---|-------------------------|---|---------|----------------------|------------|
|  | Ice and Water Dispenser | Symphony™ Ice & Water Dispenser, countertop, SensorSAFE dispense, top mounted ice machine, automatic load, nugget style, air-cooled condenser, 400 lb. production/24 hours, 90 lb. storage capacity, s/s exterior w/plastic trim | Follett | 110CT400A- S | \$6,640.81 |
|  | Ice Dispenser | Symphony™ Ice Dispenser, countertop, SensorSAFE dispense, top mounted ice machine, automatic load, nugget style, air-cooled condenser, 400 lb. production/24 hours, 90 lb. storage capacity, stainless steel exterior with plastic trim | Follett | 110CT400A- SI | \$6,640.81 |
|  | Ice and Water Dispenser | Symphony™ Ice & Water Dispenser, countertop, lever dispense, rear mounted integral ice machine, automatic load, nugget style, air-cooled condenser, 400 lb. production/24 hours, 50 lb. storage capacity, s/s exterior | Follett | 50CI400A- L | \$4,714.97 |
|  | Ice Dispenser | Symphony™ Ice Dispenser, countertop, lever dispense, rear mounted integral ice machine, automatic load, nugget style, air-cooled condenser, 400 lb. production/24 hours, 50 lb. storage capacity, stainless steel exterior | Follett | 50CI400A- LI | \$4,714.97 |





| | | | | | |
|---|-------------------------|--|---------|---------------------|------------|
|  | Ice and Water Dispenser | Symphony™ Ice & Water Dispenser, countertop, SensorSAFE dispense, rear mounted integral ice machine, automatic load, nugget style, air-cooled condenser, 400 lb. production/24 hours, 50 lb. storage capacity, s/s exterior | Follett | 50CI400A- S | \$4,714.97 |
|  | Ice Dispenser | Symphony™ Ice Maker & Dispenser, countertop, SensorSAFE infrared dispense, rear mounted integral ice machine, automatic load, nugget style, air-cooled condenser, 400 lb. production/24 hours, 50 lb. storage capacity, s/s exterior | Follett | 50CI400A- SI | \$4,714.97 |
|  | Ice and Water Dispenser | Symphony™ Ice & Water Dispenser, countertop, lever dispense, rear mounted integral ice machine, automatic load, nugget style, air-cooled condenser, 400 lb. production/24 hours, 25 lb. storage capacity, s/s exterior | Follett | 25CI400A- L | \$4,400.81 |
|  | Ice Dispenser | Symphony™ Ice Dispenser, countertop, lever dispense, rear mounted integral ice machine, automatic load, nugget style, air-cooled condenser, 400 lb. production/24 hours, 25 lb. storage capacity, s/s exterior | Follett | 25CI400A- LI | \$4,400.81 |





| | | | | | |
|--|-------------------------|---|---------|-------------|------------|
|  | Ice and Water Dispenser | Symphony™ Ice & Water Dispenser, countertop, SensorSAFE dispense, rear mounted integral ice machine, automatic load, nugget style, air-cooled condenser, 400 lb. production/24 hours, 25 lb. storage capacity, s/s exterior | Follett | 25CI400A-S | \$4,400.81 |
|  | Ice Dispenser | Symphony™ Ice Dispenser, countertop, SensorSAFE infrared dispense, rear mounted integral ice machine, automatic load, nugget style, air-cooled condenser, 400 lb. production/24 hours, 25 lb. storage capacity, s/s exterior | Follett | 25CI400A-SI | \$4,400.81 |
|  | Ice and Water Dispenser | Symphony™ Ice & Water Dispenser, countertop, SensorSAFE dispense, rear mounted integral ice machine, automatic load, nugget style, water-cooled condenser, 400 lb. production/24 hours, 25 lb. storage capacity, stainless steel exterior | Follett | 25CI400W-S | \$4,400.81 |




| | | | | | |
|--|-------------------------|--|---------|-------------|------------|
|  | Ice Dispenser | Symphony™ Ice Dispenser, countertop, SensorSAFE infrared dispense, rear mounted integral ice machine, automatic load, nugget style, water-cooled condenser, 400 lb. production/24 hours, 25 lb. storage capacity, stainless steel exterior | Follett | 25CI400W-SI | \$4,400.81 |
|  | Ice and Water Dispenser | Symphony™ Ice & Water Dispenser, countertop, lever dispense, integral ice machine, nugget style, air-cooled condenser, 400 lb. production/24 hours, 12 lb. storage capacity, s/s exterior, NSF, UL | Follett | 12CI400A-L | \$3,105.85 |
|  | Ice Dispenser | Symphony™ Ice Dispenser, countertop, integral ice machine, lever dispensing, nugget style, air-cooled condenser, 400 lb. production/24 hours, 12 lb. | Follett | 12CI400A-LI | \$3,105.85 |
|  | Ice and Water Dispenser | Symphony™ Ice & Water Dispenser, countertop, SensorSAFE dispense, integral ice machine, nugget style, air-cooled condenser, 400 lb. production/24 hours, 12 lb. storage capacity, s/s exterior, NSF, UL | Follett | 12CI400A-S | \$3,105.85 |




| | | | | | |
|--|-------------------------|--|---------|--------------|------------|
|  | Ice Dispenser | Symphony™ Ice Dispenser, countertop, integral ice machine, SensorSAFE dispensing, nugget style, air-cooled condenser, 400 lb. production/24 hours, 12 lb. storage capacity, s/s exterior, NSF, UL | Follett | 12CI400A-SI | \$3,105.85 |
|  | Ice and Water Dispenser | Symphony™ Ice & Water Dispenser, freestanding, lever dispense, ice machine in base, automatic load, nugget style, air-cooled condenser, 400 lb. production/24 hours, 90 lb. storage capacity, s/s exterior w/plastic trim, 6" adjustable legs | Follett | 110FB400A-L | \$7,320.21 |
|  | Ice Dispenser | Symphony™ Ice Dispenser, freestanding, lever dispense, ice machine in base, automatic load, nugget style, air-cooled condenser, 400 lb. production/24 hours, 90 lb. storage capacity, s/s exterior w/plastic trim, 6" adjustable legs | Follett | 110FB400A-LI | \$7,320.21 |
|  | Ice and Water Dispenser | Symphony™ Ice & Water Dispenser, freestanding, SensorSAFE dispense, ice machine in base, automatic load, nugget style, air-cooled condenser, 400 lb. production/24 hours, 90 lb. storage capacity, s/s exterior w/plastic trim, 6" adjustable legs | Follett | 110FB400A-S | \$7,320.21 |



| | | | | | |
|--|-------------------------|---|---------|--------------|------------|
|  | Ice Dispenser | Symphony™ Ice Dispenser, freestanding, SensorSAFE dispense, ice machine in base, automatic load, nugget style, air-cooled condenser, 400 lb. production/24 hours, 90 lb. storage capacity, stainless steel exterior with plastic trim, 6" adjustable legs | Follett | 110FB400A-SI | \$7,320.21 |
|  | Ice and Water Dispenser | Symphony™ Ice & Water Dispenser, freestanding, SensorSAFE dispense, ice machine in base, automatic load, nugget style, water-cooled condenser, 400 lb. production/24 hours, 90 lb. storage capacity, stainless steel exterior with plastic trim, 6" adjustable legs | Follett | 110FB400W-S | \$7,320.21 |
|  | Ice and Water Dispenser | Symphony™ Ice & Water Dispenser, freestanding, lever dispense, ice machine in base, automatic load, nugget style, water-cooled condenser, 400 lb. production/24 hours, 90 lb. storage capacity, stainless steel exterior with plastic trim, 6" adjustable legs | Follett | 110FB400W-L | \$7,320.21 |



| | | | | | |
|--|-------------------------|---|---------|------------|------------|
|  | Ice and Water Dispenser | Symphony™ Ice & Water Dispenser, freestanding, lever dispense, ice machine in base, automatic load, nugget style, air-cooled condenser, 400 lb. production/24 hours, 50 lb. storage capacity, s/s exterior, 6" adjustable legs | Follett | 50FB400A-L | \$5,179.83 |
|  | Ice and Water Dispenser | Symphony™ Ice & Water Dispenser, freestanding, SensorSAFE dispense, ice machine in base, automatic load, nugget style, air-cooled condenser, 400 lb. production/24 hours, 50 lb. storage capacity, s/s exterior, 6" adjustable legs | Follett | 50FB400A-S | \$5,179.83 |
|  | Ice and Water Dispenser | Symphony™ Ice & Water Dispenser, freestanding, SensorSAFE dispense, ice machine in base, automatic load, nugget style, water-cooled condenser, 400 lb. production/24 hours, 50 lb. storage capacity, stainless steel exterior, 6" adjustable legs | Follett | 50FB400W-S | \$5,179.83 |
|  | Ice and Water Dispenser | Symphony™ Ice & Water Dispenser, freestanding, lever dispense, ice machine in base, automatic load, nugget style, water-cooled condenser, 400 lb. production/24 hours, 50 lb. storage capacity, stainless steel exterior, 6" adjustable legs | Follett | 50FB400W-L | \$5,179.83 |



| | | | | | |
|--|-------------------------|---|---------|------------|------------|
|  | Ice and Water Dispenser | Symphony™ Ice & Water Dispenser, freestanding, lever dispense, ice machine in base, automatic load, nugget style, air-cooled condenser, 400 lb. production/24 hours, 25 lb. storage capacity, s/s exterior, 6" adjustable legs | Follett | 25FB400A-L | \$4,819.69 |
|  | Ice and Water Dispenser | Symphony™ Ice & Water Dispenser, freestanding, SensorSAFE dispense, ice machine in base, automatic load, nugget style, air-cooled condenser, 400 lb. production/24 hours, 25 lb. storage capacity, s/s exterior, 6" adjustable legs | Follett | 25FB400A-S | \$4,819.69 |
|  | Ice Bin | Ice Bin, 30" wide, slope front, 430 lb. bin storage, full poly liner, s/s exterior, 6" plastic legs, includes custom cut top for specific ice machine(s) | Follett | 425-30 | \$1,067.64 |
|  | Ice Bin | Ice Bin, 48" wide, slope front, 950 lb. bin storage, full poly liner, s/s exterior, 6" plastic legs, includes custom cut top for specific ice machine(s) | Follett | 950-48 | \$1,519.72 |



| | | | | | |
|--|---------|---|---------|------------|------------|
|  | Ice Bin | Upright Ice Bin, single door, 1490 lb. bin storage, incl: poly liner, SmartGATE™, poly lift door with PowerHinge, s/s exterior, custom cut top, 6" s/s adjustable legs, 82 oz. plastic ice scoop | Follett | SG1475S-60 | \$3,121.18 |
|  | Ice Bin | Upright Ice Bin, single door, 1360 lb. bin storage, incl: poly liner, SmartGATE™, poly lift door with PowerHinge, s/s exterior, custom cut top, 6" s/s adjustable legs, 82 oz. plastic ice scoop | Follett | SG1350S-56 | \$3,259.10 |
|  | Ice Bin | Upright Ice Bin, single door, 1000 lb. bin storage, incl: poly liner, SmartGATE™, poly lift door with PowerHinge, s/s exterior, custom cut top, 6" s/s adjustable legs, 82 oz. plastic ice scoop | Follett | SG1010S-48 | \$2,579.70 |



| | | | | | |
|--|---------|--|---------|--------------|------------|
|  | Ice Bin | <p>Upright Ice Bin, single door, 680 lb. bin storage, incl: poly walls & s/s bottom, SmartGATE™, poly lift door with PowerHinge, s/s exterior, custom cut top, 6" s/s adjustable legs, 82 oz. plastic ice scoop</p> | Follett | SG700S-30 | \$2,252.77 |
|  | Ice Bin | <p>ITS Ice Storage & Transport System, elevated bin, 1350 lb. bin storage, for cube or flake ice, incl: (2) polyethylene carts w/lid & casters, cart cap. 240 lb., ice paddle, poly liner, SmartGATE™, poly lift door w/PowerHinge, s/s exterior, custom cut top</p> | Follett | ITS1350SG-60 | \$8,387.85 |
|  | Ice Bin | <p>ITS Ice Storage & Transport System, elevated bin, 700 lb. bin storage, for cube or flake ice, incl: (1) polyethylene cart w/lid & casters, cart cap. 240 lb., ice paddle, poly liner, SmartGATE™, poly lift door w/PowerHinge, s/s exterior, custom cut top</p> | Follett | ITS700SG-31 | \$4,740.51 |

| | | | | | |
|--|---------|--|---------|-----------------|------------|
|  | Ice Bin | Ice-DevIce™ w/SmartCART™ 75, chuted, elevated bin, 1490lb. bin storage, for cube or Chewblet ice only, incl:(1) cart w/hinged poly lid, cart cap. 75lb., (3) poly Totes, paddle, rake, scoop, poly liner, SmartGATE™, poly lift door w/PowerHinge, s/s ext & base, custom cut top | Follett | DEV1475SG-60-75 | \$4,293.54 |
|  | Ice Bin | Ice-DevIce™ w/SmartCART™ 75, chuted, elevated bin, 1325 lb. bin storage, for cube or Chewblet ice only, includes (1) cart with hinged poly lid, cart capacity 75 lb., (3) poly Totes, paddle, rake, scoop, poly liner, SmartGATE™, poly lift door with PowerHinge, s/s exterior base, custom cut top | Follett | DEV1325SG-60-75 | \$4,099.42 |

| | | | | | |
|--|---------|---|---------|-----------------|------------|
|  | Ice Bin | <p>Ice-DevIce™ w/SmartCART™ 75, chuted, elevated bin, 1080lb. bin storage, for cube or Chewblet ice only, incl: poly cart w/hinged lid, (3) Totes, cart cap. 75 lb., paddle, rake, scoop, poly liner, SmartGATE™, poly lift door w/PowerHinge, s/s ext, base, custom cut top</p> | Follett | DEV1080SG-60-75 | \$3,984.48 |
|  | Ice Bin | <p>Ice-DevIce™ with SmartCART™ 75, chuted, elevated bin, 1000 lb. bin storage, for cube or Chewblet ice only, includes (1) cart with hinged poly lid, cart capacity 75lb., (3) polyethylene Totes, paddle, rake, scoop, poly liner, SmartGATE™, poly lift door with PowerHinge, s/s exterior base, custom cut top</p> | Follett | DEV1010SG-48-75 | \$3,769.93 |

| | | | | | |
|--|---------|---|---------|----------------|-------------|
|  | Ice Bin | Ice-DevIce™ w/SmartCART™ 75, chuted, elevated bin, 680 lb. bin storage, for cube or Chewblet ice only, incl: (1) cart w/hinged poly lid, cart cap. 75 lb., (3) poly Totes, paddle, rake, scoop, poly liner, SmartGATE™, poly lift door w/PowerHinge, s/s ext & base, custom cut top | Follett | DEV700SG-30-75 | \$3,090.53 |
|  | Ice Bin | Ice Pro™ Automatic Ice Bagging & Dispensing System, 1000-lb capacity ice storage with auto agitation, control panel, foot pedal, lockable clear window & adjustable bag stand, insulated polymold interior, s/s full base, for top-mounted ice cubers, custom cut top | Follett | DB1000 | \$10,060.82 |

| | | | | | |
|--|---------|---|---------|----------|-------------|
|  | Ice Bin | Ice Pro™ Semi-Automatic Bagging & Dispensing System, 1000-lb capacity ice storage with auto agitation, control panel, ft pedal, lockable clr window & adjustable bag stand, insul. polymold interior, blower & timed dispense mode, s/s full base, for top-mounted ice cubers, custom cut top | Follett | DB1000SA | \$10,418.40 |
|  | Ice Bin | Ice Pro™ Semi-Automatic Bagging & Dispensing System, 650-lb capacity ice storage with auto agitation, control panel, lockable clear window & adjustable bag stand, blower & timed dispense mode, insulated polymold interior, s/s full base, for top mounted cubers, custom cut top | Follett | DB650SA | \$7,912.78 |

| | | | | | |
|---|------------------------|---|---------|------------|------------|
|  | Ice/Beverage Dispenser | Vision™ Ice/Beverage Dispenser, Single Side, manual load, 10 valve drink rail with QuickCarb™ manifold, L side ice dispense, lever actuation, integral ice waterbath beverage cooling system, valve keyswitch, 300 lb ice storage, s/s exterior, poly. liner, 4" - 6.5" adjustable | Follett | VU300B10LL | \$8,602.40 |
|  | Ice/Beverage Dispenser | Vision™ Ice/Beverage Dispenser, Low-Profile, manual load, 8 valve drink rail with QuickCarb™ manifold, L side ice dispense, sanitary lever actuation, integral ice waterbath beverage cooling system, valve keyswitch, 150 lb ice storage, s/s exterior, poly. liner, 6" - 9" adjustable legs | Follett | VU155B8LL | \$6,462.02 |

**Manufacturer: Burlodge
Effective January 1, 2013
Prices Shown Herein Are Net (Discount Deducted)**

| SIN | MANUFACTURER NAME | MFR PART NO | PRODUCT NAME AND DESCRIPTION | GSA NET PRICE |
|--------|-------------------|-------------|---|---------------|
| 302-28 | BURLODGE | BLM20.010 | DOCKING BRACKET FOR INSULATED DOLLY | \$ 73.49 |
| 302-28 | BURLODGE | BLM20.012 | DOLLY DOCKING BRACKET FOR MULTGEN | \$ 68.89 |
| 302-28 | BURLODGE | BLM20.048 | WASTE BAG HOLDER WITH ELASTIC BAND (REQUIRES M52.027) | \$ 27.56 |
| 302-28 | BURLODGE | BLM20.054 | 4 CASTORS GALV. - 200mm - (W/DOLLY SPACER 40mm REQUIRED ref. M22.160) | \$ 277.94 |
| 302-28 | BURLODGE | BLM20.055 | 4 CASTORS GALV.- 160mm | \$ 231.93 |
| 302-28 | BURLODGE | BLM20.056 | 4 CASTORS GALV. - 100mm (NO DOLLY) | \$ 183.72 |
| 302-28 | BURLODGE | BLM20.057 | 4 CASTORS - 160mm - DIRECTIONAL LOCK | \$ 293.94 |

| | | | | |
|--------|----------|-----------|---|-------------|
| 302-28 | BURLODGE | BLM20.058 | 4 CASTORS GALV. - 200mm - DIRECT. LOCK (W/ DOLLY SPACER 40mm require ref. M22.160) | \$ 332.98 |
| 302-28 | BURLODGE | BLM20.075 | S/S GRID FOR DRISSEN INSULATED SHUTTLE | \$ 22.73 |
| 302-28 | BURLODGE | BLM20.154 | 6 CASTORS GALV.- 200mm (NO DOLLY) | \$ 429.44 |
| 302-28 | BURLODGE | BLM20.155 | 6 CASTORS GALV.- 160mm (NO DOLLY) | \$ 367.43 |
| 302-28 | BURLODGE | BLM20.156 | 6 CASTORS GALV. - 100mm (NO DOLLY) | \$ 259.50 |
| 302-28 | BURLODGE | BLM20.160 | 4 CASTORS GALV. - 160mm - CENT. BRAKE (NO TOW BAR) W/DOLLY SPACER 40mm REQUIRED ref. M22.160) | \$ 597.08 |
| 302-28 | BURLODGE | BLM20.180 | 4 CASTORS S/S-160mm -CENTRAL BRAKE (NO TOW BAR) | \$ 964.53 |
| 302-28 | BURLODGE | BLM21.006 | 2 COMPARTMENTS DOLLY FOR TRANSFER MODULE | \$ 1,334.81 |
| 302-28 | BURLODGE | BLM21.007 | TOW BAR - 2 compartments Dolly | \$ 126.32 |
| 302-28 | BURLODGE | BLM21.025 | TOW BAR (STANDARD FOLD UP MODEL) | \$ 263.84 |
| 302-28 | BURLODGE | BLM22.160 | 40mm DOLLY SPACERS linked to BLM20.054 or BLM.058 or BLM.160 | \$ 151.56 |
| 302-28 | BURLODGE | BLM50.012 | DOLLY DOCKING BRACKET FOR MINIGEN | \$ 48.30 |
| 302-28 | BURLODGE | BLM50.021 | FOLD DOWN TRAIL RAIL | \$ 355.96 |
| 302-28 | BURLODGE | BLM50.036 | STANDARD GANTRY WITH SNEEZE GUARD & HEATING LIGHT | \$ 1,469.76 |
| 302-28 | BURLODGE | BLM50.084 | ON BOARD REFRIGERATION (OVEN SECTION) | \$ 1,492.71 |
| 302-28 | BURLODGE | BLM50.090 | FRONT FACIA PANEL | \$ 68.89 |
| 302-28 | BURLODGE | BLM50.091 | ADHESIVE PEDIATRIE BRUNO DOCTOR MINIGEN | \$ 310.72 |
| 302-28 | BURLODGE | BLM50.092 | ADHESIVE PEDIATRIE BRUNO PARK MINIGEN | \$ 310.72 |
| 302-28 | BURLODGE | BLM50.210 | GUARD RAIL WITH CONTROL PANEL ON DOOR UPRIGHT | \$ 872.66 |
| 302-28 | BURLODGE | BLM50.211 | GUARD RAIL FULL ENCLOSED WITH CONTROL PANEL ON DOOR UPRIGHT | \$ 987.49 |
| 302-3 | BURLODGE | BLM50.700 | MINIGEN I - OVEN SECTION - CAP. 7/8xGN 1/1 THREE PHASE PHASE - 208V - 60Hz | \$ 7,543.12 |
| 302-28 | BURLODGE | BLM51.016 | TRANSFER MODULE 4 LEVELS MINIGEN II OVEN SECTION - PITCH 77mm | \$ 169.95 |
| 302-28 | BURLODGE | BLM51.017 | TRANSFER MODULE 3 LEVELS MINIGEN II OVEN SECTION - PITCH 103mm | \$ 169.95 |
| 302-28 | BURLODGE | BLM51.019 | DOLLY FRAME FOR OVEN SECTION MODULE 3-4 FOR MINIGEN II linked to BLM21.006 | \$ 436.39 |
| 302-28 | BURLODGE | BLM51.020 | TRANSFER MODULE 3 LEVELS MINIGEN II COLD SECT | \$ 153.17 |
| 302-49 | BURLODGE | BLM51.083 | REFRIGERATION COLD SECTION | \$ 1,217.16 |
| 302-49 | BURLODGE | BLM51.084 | REFRIGERATION ON BOTH SECTION SECTIONS | \$ 2,204.61 |
| 302-3 | BURLODGE | BLM51.700 | MINIGEN II - OVEN SECTION AND NEUTRAL SECTION - CAP. 7/8xGN 1/1 - THREE PHASE - 208V - 60Hz | \$ 7,428.29 |
| 302-28 | BURLODGE | BLM52.009 | TRANSFER MODULE 7 LEVELS REINFORCED | \$ 174.36 |

| | | | | |
|--------|----------|--------------|--|--------------|
| 302-28 | BURLODGE | BLM52.012 | DIVIDER FOR TRANSFER MODULE (ONE PER S/S RACK) | \$ 50.52 |
| 302-28 | BURLODGE | BLM52.013 | TRANSFER MODULE 8 LEVELS REINFORCED | \$ 183.54 |
| 302-28 | BURLODGE | BLM52.015 | S/STEEL GRID GN 1/1 | \$ 20.06 |
| 302-28 | BURLODGE | BLM52.021 | FOLD DOWN TRAIL RAIL | \$ 355.96 |
| 302-28 | BURLODGE | BLM52.036 | STANDARD GANTRY WITH SNEEZE GUARD & HEATING LIGHT | \$ 1,814.22 |
| 302-28 | BURLODGE | BLM52.047 | LATERAL FOLD DOWN WIRE SHELF | \$ 75.78 |
| 302-28 | BURLODGE | BLM52.060 | 6 CASTORS - 160mm - CENTRAL BRAKE - NO TOW BAR - NO DOLLY | \$ 769.32 |
| 302-28 | BURLODGE | BLM52.062 | 6 S/S CASTORS - 160mm - CENTRAL BRAKE - NO TOW BAR - NO DOLLY | \$ 1,263.06 |
| 302-49 | BURLODGE | BLM52.083 | ON BOARD REFRIGERATION (COLD SECTION) | \$ 1,297.52 |
| 302-49 | BURLODGE | BLM52.084 | ON BOARD DOUBLE REFRIGERATION | \$ 2,411.30 |
| 302-28 | BURLODGE | BLM52.090 | FRONT FACIA PANEL | \$ 68.89 |
| 302-28 | BURLODGE | BLM52.092 | DISHES HOLDER IN ABS FOR GANTRY | \$ 82.66 |
| 302-28 | BURLODGE | BLM52.094 | CONDIMENT CONTAINER IN ABS FOR GANTRY | \$ 36.74 |
| 302-28 | BURLODGE | BLM52.150 | HANDLE & LATCH (PER DOOR) <i>Order two per cart</i> | \$ 41.34 |
| 302-28 | BURLODGE | BLM52.151 | HANDLE & LATCH - LOCKABLE (PER DOOR) <i>Order two per cart</i> | \$ 55.12 |
| 302-28 | BURLODGE | BLM52.210 | GUARD RAIL WITH CONTROL PANEL ON DOOR UPRIGHT | \$ 888.74 |
| 302-28 | BURLODGE | BLM52.211 | GUARD RAIL FULL ENCLOSED WITH CONTROL PANEL ON DOOR UPRIGHT | \$ 1,079.36 |
| 302-3 | Burlodge | BLM52.700 | MULTIGEN II - OVEN SECTION AND NEUTRAL SECTION - CAP. 7/8xGN 1/1 - THREE PHASE - 208V - 60Hz | \$ 9,273.89 |
| 302-28 | BURLODGE | BLM52.700.22 | THREE PHASE - 208V - 60HZ - 5 WIRE ELECTRIC CABLE | \$ 211.28 |
| 302-28 | BURLODGE | BLM52.700.23 | THREE PHASE - 208V - 60HZ - 5 WIRE HUBBELL INLET FLANGE | \$ 206.75 |
| 302-28 | BURLODGE | BLM52.700.24 | THREE PHASE - 208V - 60HZ - HARTING INLET FLANGE <i>only ETL us</i> | \$ 84.96 |
| 302-28 | BURLODGE | BLM53.036 | STANDARD GANTRY WITH SNEEZE GUARD & HEATING LIGHT | \$ 1,710.87 |
| 302-28 | BURLODGE | BLM53.082 | ON BOARD REFRIGERATION (BOTH SECTIONS) | \$ 2,572.07 |
| 302-28 | BURLODGE | BLM53.091 | ADHESIVE PEDIATRIE BRUNO DOCTOR MULTIGEN | \$ 436.39 |
| 302-28 | BURLODGE | BLM53.092 | ADHESIVE PEDIATRIE BRUNO PARK MULTIGEN | \$ 436.39 |
| 302-28 | BURLODGE | BLM53.210 | GUARD RAIL WITH CONTROL PANEL ON DOOR UPRIGHT | \$ 941.55 |
| 302-28 | BURLODGE | BLM53.211 | GUARD RAIL FULL ENCLOSED WITH CONTROL PANEL ON DOOR UPRIGHT | \$ 1,102.31 |
| 302-3 | BURLODGE | BLM53.700 | MULTIGEN III - TWO OVENS - CAP. 14/16xGN 1/1 - THREE PHASE - 208V - 60Hz | \$ 10,912.79 |
| 302-28 | BURLODGE | BLM53.700.22 | THREE PHASE - 208V - 60Hz - 5 WIRE TWO CABLES ONLY ETL us | \$ 401.95 |
| 302-28 | BURLODGE | BLM53.700.24 | THREE PHASE - 208V - 60Hz - TWO HARTING INLET FLANGES | \$ 149.34 |

| | | | | |
|--------|----------|--------------|--|-------------|
| 302-28 | BURLODGE | BLN0A.870 | PROTOCOL CONVERTER FOR ON LINE MONITORING - 60 Hz (UP TO 32 CARTS) | \$ 1,854.46 |
| 302-28 | BURLODGE | BLN0A.890 | LINE REPEATER - 120V 60 Hz | \$ 1,414.02 |
| 302-28 | BURLODGE | BLN2A.073 | ETHERNET TO RS485 GATEWAY | \$ 672.25 |
| 302-28 | BURLODGE | BLP0A.001 | B-POD GREEN PANEL | \$ 334.80 |
| 302-28 | BURLODGE | BLP0A.006 | LOCKABLE DOOR HANDLE (INCLUDES 2 HANDLES) | \$ 251.65 |
| 302-28 | BURLODGE | BLP0A.007 | HANDLES WITHOUT LOCK (INCLUDES 2 HANDLES) | \$ 166.31 |
| 302-28 | BURLODGE | BLP0A.010 | ADAPTOR PANEL FOR SHORT VERSION | \$ 88.64 |
| 302-28 | BURLODGE | BLP0A.012 | ADAPTOR PANEL FOR SHORT VERSION - CORRECTIONAL | \$ 98.75 |
| 302-28 | BURLODGE | BLP0A.020 | TOW BAR- FOLD UP MODEL | \$ 286.70 |
| 302-28 | BURLODGE | BLP0A.025 | 4 WHEELS 160MM GALVANIZED W/ S/S CENTRAL BRAKE | \$ 568.94 |
| 302-28 | BURLODGE | BLP0A.026 | VERTICAL FRONT PROTECTION BARS- Short and Tall model | \$ 328.24 |
| 302-28 | BURLODGE | BLP0A.030 | LATERAL SHELF WITH RUBBISH BAG HOLDER- Removable | \$ 413.58 |
| 302-28 | BURLODGE | BLP0A.035 | 4 WHEELS 160MM S/S W/ STANDARD BRAKE | \$ 547.06 |
| 302-28 | BURLODGE | BLP0A.040 | WARD DESTINATION TAG | \$ 22.98 |
| 302-28 | BURLODGE | BLP0A.042 | WARD DESTINATION TAG POD CT | \$ 63.46 |
| 302-28 | BURLODGE | BLP0A.043 | FOLD DOWN SIDE SHELF | \$ 514.24 |
| 302-28 | BURLODGE | BLP0A.054 | EVAPORAT.SYSTEM B-POD B&G ONLY FOR SINGLE REF NA (Boost & Go ONLY) | \$ 310.72 |
| 302-28 | BURLODGE | BLP0A.060 | VERTICAL TRAY SEPARATION GRID - SHORT MODEL | \$ 78.77 |
| 302-28 | BURLODGE | BLP0A.065 | 4 WHEELS 160MM S/S W/ CENTRAL BRAKE | \$ 678.36 |
| 302-28 | BURLODGE | BLP0A.066 | HOLDER GN 1/6 POD CT | \$ 291.03 |
| 302-28 | BURLODGE | BLP0A.070 | VERTICAL TRAY SEPARATION GRID - TALL MODEL | \$ 87.54 |
| 302-28 | BURLODGE | BLP0A.080 | GREEN DECORATIVE DOOR PANEL - SHORT & TALL (includes 2 sets) | \$ 216.63 |
| 302-28 | BURLODGE | BLP0A.085 | REMOVABLE TOP TRANSPORT BASKET- For cold transportation only | \$ 328.24 |
| 302-28 | BURLODGE | BLP0A.095 | 4 WHEELS 160MM GALVANIZED W/ STANDARD BRAKE | \$ 258.22 |
| 302-28 | BURLODGE | BLP0A.096 | 4 CASTORS 160mm - STANDARD BRAKE - CORRECTIONAL | \$ 298.54 |
| 302-28 | BURLODGE | BLP0A.100 | S/S TOW BAR- FOLD UP MODEL | \$ 656.47 |
| 302-28 | BURLODGE | BLP0A.130 | STICKERS BRUNO THE PARC POD S | \$ 597.38 |
| 302-28 | BURLODGE | BLP0A.135 | STICKERS BRUNO THE PARC POD T | \$ 737.45 |
| 302-28 | BURLODGE | BLP0A.140 | STICKERS BRUNO THE DOCTOR POD S | \$ 597.38 |
| 302-28 | BURLODGE | BLP0A.145 | STICKERS BRUNO THE DOCTOR POD T | \$ 737.45 |
| 302-28 | BURLODGE | BLP0A.700.22 | THREE PHASE 208V + Earth - 60 HZ | \$ 41.58 |
| 302-28 | BURLODGE | BLP0A.940.22 | THREE PHASE - 480V- 4 WIRE - ELECTRICAL CABLE | \$ 41.34 |

| | | | | |
|--------|----------|--------------|---|-------------|
| 302-28 | BURLODGE | BLP0G.010 | 20 LEVEL BARRIER - SHORT P. 92.3mm | \$ 621.44 |
| 302-28 | BURLODGE | BLP0G.020 | 20 LEVEL BARRIER - SHORT P. 92.3mm | \$ 621.44 |
| 302-28 | BURLODGE | BLP0I.010 | 24 LEVEL BARRIER - SHORT P. 80mm | \$ 656.45 |
| 302-28 | BURLODGE | BLP0I.020 | 24 LEVEL BARRIER - SHORT P. 80mm | \$ 645.51 |
| 302-28 | BURLODGE | BLP0I.940 | CONTAINERS SUPPORTS- 88 CONTAINER (11x4) | \$ 1,623.61 |
| 302-28 | BURLODGE | BLP0N.010 | 30 LEVEL BARRIER - TALL P. 80mm | \$ 783.37 |
| 302-28 | BURLODGE | BLP0N.020 | 30 LEVEL BARRIER - TALL P. 80mm | \$ 783.37 |
| 302-28 | BURLODGE | BLP0S.000 | POD - SHORT MODEL - Includes Additional Latch | \$ 8,345.34 |
| 302-28 | BURLODGE | BLP0S.001 | POD SHORT - GREEN PANEL | \$ 35.01 |
| 302-28 | BURLODGE | BLP0T.000 | POD - TALL MODEL - Includes Additional Latch | \$ 8,461.25 |
| 302-28 | BURLODGE | BLP0T.001 | POD TALL - GREEN PANEL | \$ 40.48 |
| 302-28 | BURLODGE | BLP0U.020 | 40 LEVEL BARRIER - SHORT P. 92.3mm inc BREAKFAST TRAY WIRE SUPPORT | \$ 1,422.31 |
| 302-28 | BURLODGE | BLP0W.010 | 26 LEVEL BARRIER - TALL P. 92.3mm | \$ 682.71 |
| 302-28 | BURLODGE | BLP0W.020 | 26 LEVEL BARRIER - TALL P. 92.3mm | \$ 682.71 |
| 302-28 | BURLODGE | BLP0Y.020 | 48 LEVEL BARRIER - SHORT P. 80mm inc BREAKFAST TRAY WIRE SUPPORT | \$ 1,444.20 |
| 302-28 | BURLODGE | BLP0Z.020 | 52 LEVEL BARRIER - TALL P. 92.3mm inc BREAKFAST TRAY WIRE SUPPORT | \$ 1,597.36 |
| 302-49 | BURLODGE | BLP1A.700.11 | SINGLE REFRIGERATION NA - c ETL us & Sanitation (For Boost N Go) | \$ 2,122.53 |
| 302-49 | BURLODGE | BLP1A.700.12 | DOUBLE REFRIGERATION NA - c ETL us & Sanitation | \$ 2,800.86 |
| 302-49 | BURLODGE | BLP1A.700.13 | SINGLE - DOUBLE REFRIGERATION (for Boost N Go and then convert to Cook Chill) | \$ 2,844.63 |
| 302-49 | BURLODGE | BLP1A.710.12 | DOUBLE REMOTE REFRIGERATION NA - c ETL us & Sanitation | \$ 2,406.99 |
| 302-49 | BURLODGE | BLP1A.720.12 | DOUBLE WATER COOLED REFRIGERATION NA - c ETL us & Sanitation | \$ 3,490.14 |
| 302-28 | BURLODGE | BLP1A.760 | B-POD BASE STATION - 3 PHASE - 208V 60Hz 6KW | \$ 9,774.63 |
| 302-28 | BURLODGE | BLP1A.761 | B-POD BASE STATION - 3 PHASE - 208V 60Hz 6KW REMOTE REFRIGERATION | \$ 9,774.63 |
| 302-28 | BURLODGE | BLP1A.762 | B-POD BASE STATION - 3 PHASE - 208V 60Hz 6KW WATER REFRIGERATION | \$ 9,774.63 |
| 302-28 | BURLODGE | BLP1A.780 | B-POD BASE STATION - 3 PHASE - 208V 60Hz 8KW | \$ 9,774.63 |
| 302-28 | BURLODGE | BLP1A.781 | B-POD BASE STATION - 3 PHASE - 208V 60Hz 8KW REMOTE REFRIGERATION | \$ 9,774.63 |
| 302-28 | BURLODGE | BLP1A.782 | B-POD BASE STATION - 3 PHASE - 208V 60Hz 8KW WATER REFRIGERATION | \$ 9,774.63 |
| 302-28 | BURLODGE | BLP2A.010 | TRANSPORT PROTECTION KIT POD CT- SHORT | \$ 295.41 |
| 302-28 | BURLODGE | BLP2A.020 | TRANSPORT PROTECTION KIT POD CT- TALL | \$ 299.79 |
| 302-28 | BURLODGE | BLP2A.060 | ELECTRONIC CONTROL PANEL WITH H.I.T.LOGGER AND BCARDWISE SLOT | \$ 671.80 |
| 302-28 | BURLODGE | BLP2A.070 | RS485 DEDICATED NETWORK PLUG IN BOARD - B-POD | \$ 254.98 |

| | | | | |
|--------|----------|------------------|---|-------------|
| 302-28 | BURLODGE | BLP2A.071 | WIFI 802.11B PLUG IN BOARD | \$ 764.96 |
| 302-28 | BURLODGE | BLP2A.072 | ETHERNET PLUG IN BOARD - B-POD | \$ 433.48 |
| 302-28 | BURLODGE | BLP2A.100 | 6 CASTORS 160MM GALVANIZED STANDARD BRAKE POD CT | \$ 382.96 |
| 302-28 | BURLODGE | BLP2A.110 | 6 CASTORS 160MM S/S STANDARD BRAKE POD CT | \$ 553.62 |
| 302-28 | BURLODGE | BLP2A.120 | 6 CASTORS 160MM S/S CENTRAL BRAKE POD CT | \$ 765.89 |
| 302-28 | BURLODGE | BLP2S.000 | POD CARBON-TECH - SHORT MODEL includes. lockable door latch | \$ 9,156.68 |
| 302-28 | BURLODGE | BLP2T.000 | POD CARBON -TECH - TALL MODEL includes lockable door latch | \$ 9,504.41 |
| 302-28 | BURLODGE | BLS00.000.01 | SINGLE TRAY FT - 575x325mm - PEARLED BEIGE price per case (BOX OF 14) | \$ 448.03 |
| 302-28 | BURLODGE | BLS00.000.02 | SINGLE TRAY FT - 575x325mm - PEARLED LIGHT GREEN price per case (BOX OF 14) | \$ 448.03 |
| 302-28 | BURLODGE | BLS00.000.03 | SINGLE TRAY FT - 575x325mm - LOBSTER price per case (BOX OF 14) | \$ 448.03 |
| 302-28 | BURLODGE | BP2.SP.01.05.BN | <i>B-Pod</i> , Emergency Spare Parts Kit for Tall models - 1 to 10 units | \$ 2,662.66 |
| 302-28 | BURLODGE | BP2.SP.06.10.BN | <i>B-Pod</i> ,Emergency Spare Parts Kit for Tall models - 11 + units | \$ 7,404.09 |
| 302-28 | BURLODGE | BP2S.SP.01.10.BN | <i>B-Pod</i> ,Emergency Spare Parts Kit for Short models - 1 to 10 units | \$ 2,625.03 |
| 302-28 | BURLODGE | BP2S.SP.11.00.BN | <i>B-Pod</i> ,Emergency Spare Parts Kit for Short models -11 + units | \$ 7,332.52 |
| 302-28 | BURLODGE | MI.SP.01.05.HT | <i>Minigen</i> , Emergency Spare Parts Kit Only - 1 to 5 units | \$ 1,212.82 |
| 302-28 | BURLODGE | MI.SP.06.10.HT | <i>Minigen</i> , Emergency Spare Parts Kit Only - 6 + units | \$ 2,171.23 |
| 302-28 | BURLODGE | MU02.SP.01.05.HT | <i>Multigen II</i> , Emergency Spare Parts Kit Only - 1 to 5 units | \$ 1,021.72 |
| 302-28 | BURLODGE | MU02.SP.06.10.HT | <i>Multigen II</i> , Emergency Spare Parts Kit Only - 6 + units | \$ 1,829.67 |
| 302-28 | BURLODGE | MU03SP.01.05.HT | <i>Multigen III</i> , Emergency Spare Parts Kit Only - 1 to 5 units | \$ 1,425.45 |

B-Pod Meal Delivery System



Overview

Featuring contemporary design, advanced technology, intelligent engineering and ergonomic features, the B-Pod is a meal delivery system that represents the convergence of Burlodge ingenuity. All these factors combine in helping food professionals better serve their clientele. Take the unique nesting system that uses a Base Station to maintain consistent convection heating and cooling. Once the Pod is nested, the Base Station exchanges its heating and cooling to the food on trays in the Pod below. The adaptable tray system can be individualized and transported from production to regeneration to service with a minimum of manipulation.

Technology

The advantages of the B-Pod's integrated technology give service staff and catering managers alike advantages like never before. Built-in HACCP Monitoring ensures excellent food quality and safety, while the networking options through a LAN or WiFi connection means operators can interact with their fleet of equipment in real time using a centralized PC. On the B-Pod itself, the LCD Control Centre gives staff effortless fingertip functionality with three cycle touch pads, count down timer with hot and cold temperatures, audible alarm and automatic cycle timer with seasonal changes.

Safety & Ergonomics

The B-Pod's unique manipulation-free nesting system allows the Pod to reside within the Base Station to effectively create a one-piece system. This approach eliminates the need for opening and closing of doors, as well as docking and inserting removable racks. With Base Stations mounted to the floor, and the ability to fit the Base Stations back-to-back, the B-Pod promotes a more efficient use of space for easier workflow.

Design

Two sections comprise the B-Pod: the floor-mounted Base Station and the trayed meal transporting Pod component. As with all our equipment, the combination of advanced design using durable, lightweight materials distinguishes Burlodge in the workplace. Constructed from 304 stainless steel, the Base Station's front and back decorative panels are made of anti-static high impact thermoplastic. A high velocity motor drives the unique vertical thermo-convection forced air ventilation system to ensure consistent and even heating and cooling within the B-Pod.

The Pod features 304 stainless steel, carbon fiber, and aluminum construction as well as high density insulation enclosed in the panels and doors to optimize temperature retention. Four heavy-duty castors ensure dependable manoeuvrability while the sizeable wrap-around rubber bumper protects against daily workplace wear-and-tear. In addition, the recessed handles and doors that open 270 degrees reflect how Burlodge endeavours to design equipment that complements and eases natural human movement.

Specifications

Burlodge builds equipment that understands food professionals require equipment that can readily adapt to their evolving needs. The Base Station, for example, can be raised or lowered to accept either a short or tall Pod, thereby eliminating the need for additional capital investment if capacity requirements change.

The Pod features a central divider wall into which trays slide, creating two distinct sections on one tray. Food on one side is heated while the other side cools. Upon removing the tray, the divider wall closes and does not compromise the quality of heat or cold on each side of the unit.

Two different tray sizes can be housed within the unit: the 575 x 325mm tray has equally sized hot and cold sections; the 530 x 325mm can shift left and right within the Pod, which allows you to vary hot or cold sections. Trays are reversible and completely stackable and come in a variety of colours.

Finally, the B-Pod's convection heating supports all types of dishware such as china and reusable plastics, high heat single use plastics and paper, as well as aluminum foil. It should be noted that convection heat allows for a greater variety of menu items, as this style of heat works with foods like breaded products, bone-in meats and can even regenerate beverages.

+++++

Multigen and Minigen



Overview

The Multigen 105 Series is a multi-portion point of service cart intended for cook-serve, cook-chill and cook-freeze food service applications. Featuring Burlodge's revolutionary dual-oven technology, the Multigen series lets food professionals rethermalize products of different densities and textures to a consistent heat, ensuring optimum food quality every time. Another asset of the Multigen Series is the adaptability of the oven compartment which can be configured to various sizes to accommodate different meal arrangements.

The Multigen Series is comprised of four main units, all of which come with the option of refrigeration in the oven or ambient sections. These units include:

- Minigen I - a single compartment unit consisting of a 7 or 8 pan capacity dual oven chamber.
- Minigen II - a two compartment unit consisting of a 4 pan capacity oven chamber and a 2 or 3 pan capacity ambient compartment.
- Multigen II - a two compartment unit consisting of a 7 or 8 pan capacity oven chamber and a 7 or 8 pan capacity ambient compartment
- Multigen III - a two compartment unit consisting of two 7 or 8 pan capacity oven chambers.

Technology

At Burlodge, we believe technology should speed and simplify food service. That sort of thinking inspires the design of our Multigen 105 LCD Control Centre, a feature that incorporates the latest HACCP and SmartCard technologies.

That control is at your fingertips with our touchpad design, which lets you manage power, heating cycles, timers, hot top and lights. LCD displays alert users to hot and cold temperatures within the unit, along with error codes and other critical HACCP information.

With the Control Centre, users can also leverage the BNetWise+ system, a centralized monitoring feature that gives catering managers unprecedented access, insight and control over their fleet. Actions include cycle start and stop, event logging, programming and cart cycle status. Moreover, this system can fully integrate with your existing network infrastructure, allowing for information transfer via secure Ethernet or WiFi network connections.

Safety & Ergonomics

Understanding natural body movement, the logistics of food delivery and how best to maximize capacity while minimizing a unit's footprint – all these ideas are built into the Multigen Series.

Consider the Integrated Transport System (ITS), a feature that allows food to be loaded in the picking and packing area, and then transferred in a temperature controlled environment to a designated service point. The ITS then docks onto the Multigen and the racks are easily inserted into the oven or fridge with no manual lifting required.

The convenience of automatic cycle starts and preprogramming, in addition to the quality control assurance of rethermalizing on time, every time with minimal handling is a great benefit for food managers trying to juggle numerous responsibilities.

Of the many safety features built into the Multigen Series, one of the most prominent is the Air Curtain found above the oven door. This design minimizes the chance of steam rising into the operator's face when the door is opened, while also curtailing the amount of hot air that escapes from the cavity.

Design

The Multigen 105 Series advances sleek, contemporary, functional design that's engineered for the most rigorous conditions. Notable features include the curved, tempered glass sneeze-guard and stainless steel doors. The gantry houses the LCD Control Centre and Food Probe as halogen lights on the unit properly showcase food options. Operators have the option to place condiment containers on top of the gantry or the service railing, while cutlery and other important service items remain within easy reach.

Specifications

As highly dependable and durable equipment that's designed to handle the uncompromising pace of the high capacity food service industry, some of the more notable attributes of the Multigen include:

- Dual oven technology which substantially improves food quality, temperature and presentation
- Reduced energy consumption
- Minimal heat loss
- LCD Electronic Controls with HACCP and/or Online Monitoring System
- Smartcard User Access ID
- Cleaning Cycle
- Optional Gantry with heating and lighting system for enhanced food presentation and better temperature retention
- Air Curtain System
- Temperature probe linked to menu with ½ degree accuracy